



House Legislative Oversight Education and Cultural Subcommittee

Chief Finance Office and Division of College
and Career Readiness

Molly M. Spearman – State Superintendent of Education



Chief Finance Office

Nancy Williams

Chief Finance Officer

Mission and Vision

Mission: The mission of the Office of Finance is to provide sound, professional financial leadership and support to internal and external stakeholders; provide timely and accurate payments to school districts, vendors, and other entities; provide customer service of the highest quality to those within and outside of the agency: and to comply with all applicable federal and state laws and regulations.

Vision: To be an effective, efficient, and highly respected partner that provides relevant, progressive, forward thinking leadership and support to all stakeholders within and external to the agency.

Operations Under the Office of Finance:

- Fiscal Services
- Fiscal Practices
- Fiscal Accounting
- Instructional Materials
- Budgeting
- Grants Accounting



Employee Turnover Rate

Number of employees (all types) in the unit	
Start of fiscal year	
2017-18	33
2016-17	31
2015-16	31
End of fiscal year	
2017-18	
2016-17	35
2015-16	33
Leave the unit during fiscal year	
2017-18	11
2016-17	10
2015-16	7
Turnover rate	
2017-18	32.35%
2016-17	31.25%
2015-16	22.58%



Intent

S.C. Code Ann 59-20-30

...to establish a procedure for the distribution of a specified portion of the state education funds so as to ensure that the funds are provided on the basis of need to the extent set forth by this chapter in order to guarantee a minimum level of funding for each weighted pupil unit in the State.



Deliverable #1: Distribute funding to State Agencies and Colleges or Universities

- **Single Unit Description:** Funding was distributed to a State Agency or College/University.
- **Total Deliverable Expenditures (operational and employee salary/fringe):**
 - **2017-2018:** \$10,973,855.64
 - **2016-2017:** \$14,441,323.17
 - **2015-2016:** \$13,159,590.17
- **Total deliverable expenditures as a percentage of total agency expenditures:**
 - **2017-2018:** .23%
 - **2016-2017:** .32%
 - **2015-2016:** .32%
- **Total employee equivalents required:**
 - **2017-2018:** .25
 - **2016-2017:** .25
 - **2015-2016:** .25
- **Total collected from charging customers and non-state sources:**
 - **2017-18:** \$2,048,835.64
 - **2016-17:** \$2,736,509.64
 - **2015-16:** \$2,673,729.01



Deliverable #2: Distribute funding to School Districts or Counties and Local Government

- **Single Unit Description:** Funding was distributed to a School District or County/Local Government.
- **Total Deliverable Expenditures (operational and employee salary/fringe):**
 - **2017-2018:** \$4,399,132,789.18
 - **2016-2017:** \$4,239,432,462.04
 - **2015-2016:** \$3,855,697,978.80
- **Total deliverable expenditures as a percentage of total agency expenditures:**
 - **2017-2018:** 94.05%
 - **2016-2017:** 93.44%
 - **2015-2016:** 94.42%
- **Total employee equivalents required:**
 - **2017-2018:** 5.50
 - **2016-2017:** 5.50
 - **2015-2016:** 5.50
- **Total collected from charging customers and non-state sources:**
 - **2017-18:** \$816,657,285.56
 - **2016-17:** \$803,336,900.26
 - **2015-16:** \$783,390,014.93



Deliverable #3: Distribute funding to third-party organizations

- **Single Unit Description:** Funding was distributed to a third-party organizations (including non-profits).
- **Total Deliverable Expenditures (operational and employee salary/fringe):**
 - **2017-2018:** \$1,365,125.00
 - **2016-2017:** \$3,390,090.00
 - **2015-2016:** \$2,856,903.10
- **Total deliverable expenditures as a percentage of total agency expenditures:**
 - **2017-2018:** .03%
 - **2016-2017:** .07%
 - **2015-2016:** .07%
- **Total employee equivalents required:**
 - **2017-2018:** .10
 - **2016-2017:** .10
 - **2015-2016:** .10
- **Total collected from charging customers and non-state sources:**
 - **2017-18:** \$254,870.93
 - **2016-17:** \$642,393.63
 - **2015-16:** \$580,457.64



Deliverable #4: Provide leadership to internal staff related to funding and provide support to the school districts

- **Single Unit Description:** Provide leadership to the department and support to the school districts.
- **Total Deliverable Expenditures (operational and employee salary/fringe):**
 - **2017-2018:** \$2,287,158.26
 - **2016-2017:** \$4,921,864.55
 - **2015-2016:** \$1,735,606.74
- **Total deliverable expenditures as a percentage of total agency expenditures:**
 - **2017-2018:** .05%
 - **2016-2017:** .11%
 - **2015-2016:** .04%
- **Total employee equivalents required:**
 - **2017-2018:** 2.5
 - **2016-2017:** 3.0
 - **2015-2016:** 2.0



Deliverable #5: Provide financial transparency data and reports. Manage state's pupil accounting system (Fiscal Services).

- **Single Unit Description:** Provide financial transparency data and reports. Manage state's pupil accounting system.
- **Total Deliverable Expenditures (operational and employee salary/fringe):**
 - **2017-2018:** \$427,818.68
 - **2016-2017:** \$492,744.12
 - **2015-2016:** \$649,662.56
- **Total employee equivalents required:**
 - **2017-2018:** 1.25
 - **2016-2017:** 1.75
 - **2015-2016:** 1.25

Transparency Reports

- **In\$ite** – Proviso 1.25
 - Expenditures reported into five categories: Instruction, Instructional Support, Operations, Other Commitments, and Leadership
- **ESSA – Every Student Succeeds Act**
 - Personnel and non-personnel per pupil expenditures reported at the school level by source of fund: Federal vs. State/Local
- **F-33**
 - Revenues and expenditures reported following the USDE uniform chart of accounts



Deliverable #5: Provide financial transparency data and reports.
Manage state's pupil accounting system (Fiscal Services – continued).

Current support of the Professional Certified Staff System (PCS)

- The Financial Services office is collaborating with Mainstream Technologies from Little Rock, Arkansas and the Office of Educator Services to replace our current PCS and CPS applications;
- User testing and training will begin in the spring;
- Expected go live date August 2020;
- The new application will provide users real time data and reports.



Deliverable #6: Visit school districts to ensure fiscal stability and compliance, provide technical assistance and issue declarations when necessary (Fiscal Practices).

- **Single Unit Description:** Visit school districts to ensure fiscal stability and compliance, provide technical assistance and issue declarations when necessary (Fiscal practice legislation that was passed in May 2017 59-20-90).
- **Total Deliverable Expenditures (operational and employee salary/fringe):**
 - **2017-2018:** \$307,920.31
 - **2016-2017:** \$0.00
 - **2015-2016:** \$0.00
- **Total employee equivalents required:**
 - **2017-2018:** 1.5
 - **2016-2017:** .0
 - **2015-2016:** .0
- **Total number of declarations issued:**
 - **2017-2018:** 12.0
 - **2016-2017:** .0
 - **2015-2016:** .0



Deliverable #7: Make timely deposits of cash and checks received from internal and external customers (Fiscal Accounting).

- **Single Unit Description:** Make timely deposits of cash and checks received from internal and external customers.
- **Total Deliverable Expenditures (operational and employee salary/fringe):**
 - **2017-2018:** \$107,684.13
 - **2016-2017:** \$105,731.85
 - **2015-2016:** \$113,102.77
- **Total employee equivalents required:**
 - **2017-2018:** 1.0
 - **2016-2017:** 1.0
 - **2015-2016:** 1.0
- **Total number of deposits made and total amount of deposits:**
 - **2017-2018:** 1,549; \$16,010,574.31
 - **2016-2017:** 1,578; \$13,981,102.18
 - **2015-2016:** 2,080; \$15,733,671.22



Deliverable #8: Review travel reimbursements to ensure compliance with state and federal regulations. Provide support to various audits by reporting procedures, supporting closing procedures and fulfilling requests for information as it relates to Statewide Financial Audit, Agreed Upon Procedure Audit and Recovery Audit. Processes invoices for payments related to agency goods and services (Fiscal Accounting).

- **Single Unit Description:** Process invoices for payments, review travel reimbursements for compliance with regulations and support various audits.

- **Total Deliverable Expenditures (operational and employee salary/fringe):**
 - **2017-2018:** \$1,067,259.24
 - **2016-2017:** \$1,101,916.83
 - **2015-2016:** \$1,165,557.90

- **Total employee equivalents required:**

- **2017-2018:** 13.0
- **2016-2017:** 11.0
- **2015-2016:** 12.0

- **Total number of travel reimbursement documents processed and total number of invoices processed:**

- **2017-2018:** 2,960; 23,998
- **2016-2017:** 2,852; 35,451
- **2015-2016:** 2,976; 41,947



Deliverable #9: Procure, receipt, review, distribute and maintain instructional materials.

- **Single Unit Description:** Procure, receipt, review, distribute and maintain instructional materials.
- **Total Deliverable Expenditures (operational and employee salary/fringe):**
 - **2017-2018:** \$20,031,069.59
 - **2016-2017:** \$53,092,256.56
 - **2015-2016:** \$56,799,373.54
- **Total deliverable expenditures as a percentage of total agency expenditures:**
 - **2017-2018:** .43%
 - **2016-2017:** 1.17%
 - **2015-2016:** 1.39%
- **Number of Instructional Materials Distributed:**
 - **2017-2018:** 593,250
 - **2016-2017:** 1,323,462
 - **2015-2016:** 1,655,445
- **Total employee equivalents required:**
 - **2017-2018:** 5.50
 - **2016-2017:** 5.50
 - **2015-2016:** 5.00
- **Total collected from charging customers and non-state sources:**
 - **2017-18:** \$1,489,084.48
 - **2016-17:** \$1,244,471.18
 - **2015-16:** \$1,114,073.39



Deliverable #10: Prepare budget request, load budget appropriations, prepare budget transfers and update 3 year financial plan (Budget).

- **Single Unit Description:** Prepare budget request, load budget appropriations, prepare budget transfers and update 3 year financial plan.
- **Total Deliverable Expenditures (operational and employee salary/fringe):**
 - **2017-2018:** \$450,478.98
 - **2016-2017:** \$254,952.13
 - **2015-2016:** \$399,846.42
- **Total employee equivalents required:**
 - **2017-2018:** 1.5
 - **2016-2017:** 2.5
 - **2015-2016:** 1.0
- **Total number of budget transfers:**
 - **2017-2018:** 264
 - **2016-2017:** 327
 - **2015-2016:** 812



Deliverable #11: Prepare various federal grant reimbursement requests, prepare various federal grants reports and provide support to various audits by reporting procedures, supporting closing procedures and fulfilling requests for information as it relates to the Statewide audit, Single Audit, Agreed Upon Procedures Audit and various Federal government agency audits (Grants).

- **Single Unit Description:** Prepare and manage federal grant reimbursements and various federal grant reports along with supporting multiple annual audits.
- **Total Deliverable Expenditures (operational and employee salary/fringe):**
 - **2017-2018:** \$781,736.74
 - **2016-2017:** \$770,153.93
 - **2015-2016:** \$895,365.34
- **Total employee equivalents required:**
 - **2017-2018:** 2.90
 - **2016-2017:** 2.40
 - **2015-2016:** 2.90
- **Total amount of reimbursements requested:**
 - **2017-2018:** \$847,246,873.70
 - **2016-2017:** \$862,230,857.36
 - **2015-2016:** \$842,262,522.61
- **Total amount and percentage of reimbursement passed through to the school districts:**
 - **2017-2018:** \$790,051,524.20; 93.25%
 - **2016-2017:** \$817,347,004.70; 94.79%
 - **2015-2016:** \$794,636,152.30; 94.35%





Division of College and Career Readiness

Dr. David Mathis

Career and Technical Education
Early Learning and Literacy
Personalized Learning
Standards and Learning
Virtual Education

Molly M. Spearman – State Superintendent of Education



Office of Career and Technical Education

Angel Malone

Director

Molly M. Spearman – State Superintendent of Education

Vision:

All students graduate prepared for success in college, careers, and citizenship.

Mission:

To cultivate the development of a skilled workforce and a responsive workforce system that meets the needs of business and industry leading to sustainable growth, economic prosperity, and global competitiveness for South Carolina.



Number of employees (all types) in the unit

Start of fiscal year

2017-18	16
2016-17	20
2015-16	20

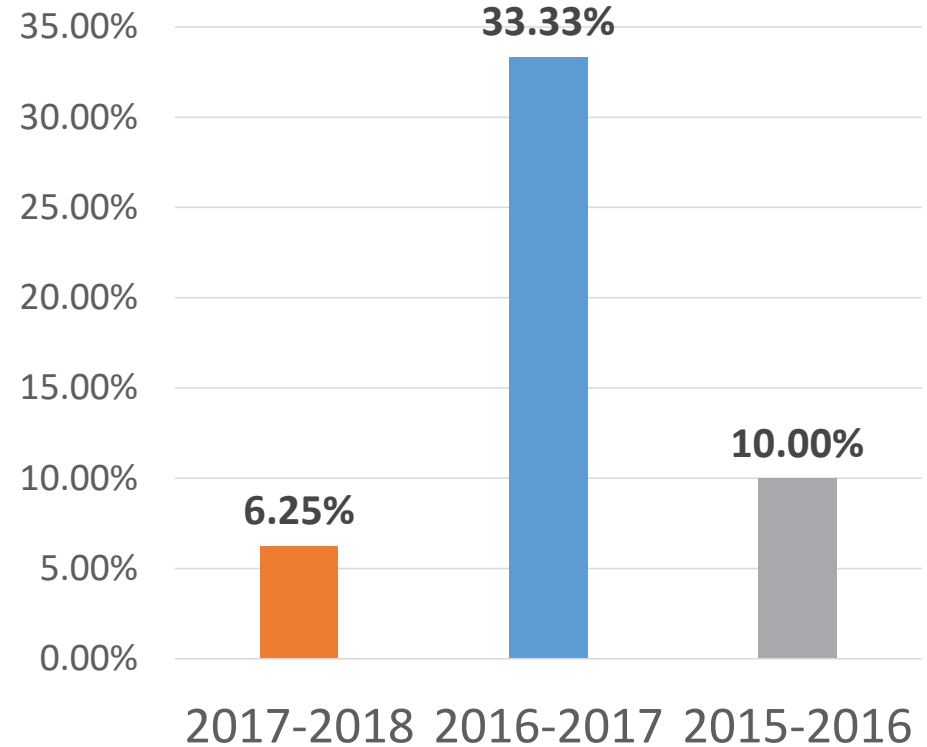
End of fiscal year

2017-18	16
2016-17	16
2015-16	20

Leave the unit during fiscal year

2017-18	1
2016-17	6
2015-16	2

OCTE Turnover Rate




Intent

SBE Reg. 43-236; 1.76

The Department of Education shall develop a curriculum, aligned with state content standards, organized around a career cluster system that must provide students with both strong academics and real-world problem solving skills. Students must be provided individualized educational, academic, and career-oriented choices and greater exposure to career information and opportunities. This system must promote the involvement and cooperative effort of parents, teachers, and school counselors in assisting students in making these choices, in setting career goals, and in developing individual graduation plans to achieve these goals. (Section 59-59-20 (A)).

Quality CTE Program Implementation



Deliverable #85: Provide qualified personnel to serve as experts and liaisons in the 16 career clusters, career guidance, data/state & federal accountability, administer and monitor Perkins federal funds, provide legal counsel, oversee grant compliance, state EIA funds, and state industry credential funding.

- **Single Unit Description:** Liaison in one of the 16 career clusters
- **Total Deliverable Expenditures (operational and employee salary/fringe):**
 - 2017-2018: \$1,046,829.38
 - 2016-2017: \$1,223,040.18
 - 2015-2016: \$1,187,631.68
- **Total deliverable expenditures as a percentage of total agency expenditures:**
 - 2017-2018: 0.02%
 - 2016-2017: 0.03%
 - 2015-2016: 0.03%
- **Units Provided:**
 - 2017-2018: 16
 - 2016-2017: 16
 - 2015-2016: 16
- **Total employee equivalents required:**
 - 2017-2018: 8.95
 - 2016-2017: 8.95
 - 2015-2016: 8.95
- **Total collected from charging customers and non-state sources:**
 - 2017-18: \$303,281.24
 - 2016-17: \$1,193,090.87
 - 2015-16: \$1,192,094.13

Deliverable #86: Provide communication to business and industry, school districts, post-secondary institutions, legislative representatives, parents, students, advocacy groups, and other CTE shareholders about career and technical education. More specifically regarding CTE initiatives, CTE programs, state CTE data, and various opportunities via face to face interactions, website, traditional mail, email, newsletter, phone and web conferencing, professional learning opportunities, and promotional items related to Career and Technical Education.

- **Single Unit Description:** School Districts; Business and Industries; Legislators; Parents; Students; Advocacy Groups; Institutions of Higher Education; CTE Stakeholders
- **Total Deliverable Expenditures (operational and employee salary/fringe):**
 - 2017-2018: \$715,419.01
 - 2016-2017: \$612,777.04
 - 2015-2016: \$598,073.72
- **Total deliverable expenditures as a percentage of total agency expenditures:**
 - 2017-2018: 0.02%
 - 2016-2017: 0.01%
 - 2015-2016: 0.01%
- **Total employee equivalents required:**
 - 2017-2018: 5.50
 - 2016-2017: 5.50
 - 2015-2016: 5.50
- **Total collected from charging customers and non-state sources:**
 - 2017-18: \$207,266.98
 - 2016-17: \$597,771.60
 - 2015-16: \$600,320.94

Deliverable #87: Provide supplies and materials in the form of educational books and supplies, instructional materials, computer programmed licenses, postage, printed items, and travel costs to support relaying CTE content to k-12 schools, districts, and post-secondary institutions.

- **Single Unit Description:** Educational books and supplies, instructional materials, and other goods and services provided to schools, districts, and Institutions of Higher Education.
- **Total Deliverable Expenditures (operational and employee salary/fringe):**
 - 2017-2018: \$43,538.40
 - 2016-2017: \$78,179.88
 - 2015-2016: \$21,435.18
- **Total deliverable expenditures as a percentage of total agency expenditures:**
 - 2017-2018: 0.00%
 - 2016-2017: 0.00%
 - 2015-2016: 0.00%
- **Total employee equivalents required:**
 - 2017-2018: 0.85
 - 2016-2017: 0.85
 - 2015-2016: 0.85
- **Total collected from charging customers and non-state sources:**
 - 2017-18: \$12,613.69
 - 2016-17: \$76,265.44
 - 2015-16: \$21,515.72

Intent

S.C. Code Ann 59-59-100; 59-59-110; 59-59-190

The South Carolina Department of Employment and Workforce, in collaboration with the State Board for Technical and Comprehensive Education and the Commission on Higher Education, shall assist the Department of Education, in planning and promoting the career information and employment options and preparation programs provided for in this chapter by: (5) collaborating with local agencies and businesses to stimulate funds. (59-59-190 (A)(5)).

Carl D. Perkins Funding



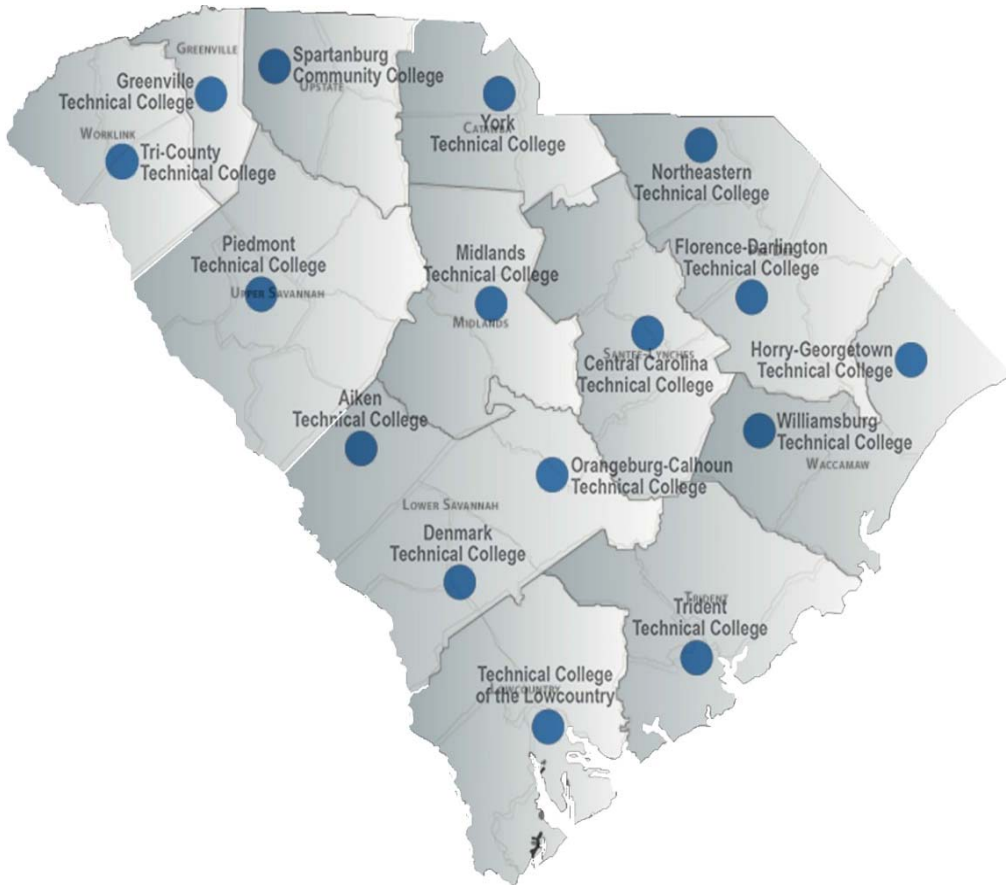
Deliverable #88: Partner with related advocacy groups through dues and member fees, hosting professional learning opportunities, and collaboration that support the work of CTE and the distribution of Perkins Federal funds to schools and districts.

- **Single Unit Description:** Partnership created or professional learning opportunity offered related to Perkins Federal funds
- **Total Deliverable Expenditures (operational and employee salary/fringe):**
 - 2017-2018: \$58,022.49
 - 2016-2017: \$123,991.99
 - 2015-2016: \$106,663.44
- **Total deliverable expenditures as a percentage of total agency expenditures:**
 - 2017-2018: 0.00%
 - 2016-2017: 0.00%
 - 2015-2016: 0.00%
- **Total employee equivalents required:**
 - 2017-2018: 0.85
 - 2016-2017: 0.85
 - 2015-2016: 0.85
- **Total collected from charging customers and non-state sources:**
 - 2017-18: \$16,809.93
 - 2016-17: \$120,955.72
 - 2015-16: \$107,064.22

Deliverable #89: Provide professional learning opportunities to schools, districts, and post-secondary institutions through face to face meetings, regional collaborative meetings, and onsite technical assistance visits.

- **Single Unit Description:** Professional learning opportunities provided to schools, school districts, and Institutions of Higher Education
- **Total Deliverable Expenditures (operational and employee salary/fringe):**
 - 2017-2018: \$38,251.21
 - 2016-2017: \$30,575.98
 - 2015-2016: \$39,340.98
- **Total deliverable expenditures as a percentage of total agency expenditures:**
 - 2017-2018: 0.00%
 - 2016-2017: 0.00%
 - 2015-2016: 0.00%
- **Total employee equivalents required:**
 - 2017-2018: 6.00
 - 2016-2017: 6.00
 - 2015-2016: 6.00
- **Total collected from charging customers and non-state sources:**
 - 2017-18: \$11,081.92
 - 2016-17: \$29,827.25
 - 2015-16: \$39,488.80

OCTE Service Areas



Deliverable #90: Provide indirect support in the amount of 3% of federal funds for salaries, fringe, and other expenses.

- **Single Unit Description:** SDE OCTE Employees
- **Total Deliverable Expenditures (operational and employee salary/fringe):**
 - 2017-2018: \$37,318.87
 - 2016-2017: \$38,431.18
 - 2015-2016: \$32,339.13
- **Total deliverable expenditures as a percentage of total agency expenditures:**
 - 2017-2018: 0.00%
 - 2016-2017: 0.00%
 - 2015-2016: 0.00%
- **Total employee equivalents required:**
 - 2017-2018: 18.90
 - 2016-2017: 18.90
 - 2015-2016: 18.90
- **Total collected from charging customers and non-state sources:**
 - 2017-18: \$10,811.80
 - 2016-17: \$37,490.09
 - 2015-16: \$\$32,460.64



Office of Early Learning and Literacy

Quincie Moore

Director

Molly M. Spearman – State Superintendent of Education

The mission of the Office of Early Learning and Literacy is to:

- Offer the foundation that supports high-quality early learning programs;
- Support to all children in their development as lifelong learners and contributing members of the community;
- Support families in their essential work as parents and caregivers; and
- Provide leadership and support to help all stakeholders deepen their literacy knowledge and acquire the skills necessary to effectively implement Read to Succeed.

Employee Turnover Rate

Year	Number of employees (all types) in the unit
<u>Start of fiscal year</u>	
2017-18	11
2016-17	9
2015-16	0
<u>End of fiscal year</u>	
2017-18	14
2016-17	11
2015-16	9
<u>Leave the unit during fiscal year</u>	
2017-18	1
2016-17	5
2015-16	1
Turnover rate	
2017-18	8.00%
2016-17	50.00%
2015-16	22.22%

Intent

S.C. Code Section 59-155-110

There is established within the South Carolina Department of Education the South Carolina Read to Succeed Office to implement a comprehensive, systemic approach to reading.

There is created the South Carolina Child Early Reading Development and Education Program which is a full day, four-year-old kindergarten program for at-risk children which must be made available to qualified children in all public school districts within the State.

Deliverable #91: Implement Read to Succeed (Reading Plans, Summer Reading Camps, Literacy Courses)

- **Single Unit Description:** Implement and report components of Read to Succeed, including school and district reading plans, summer reading camps and literacy courses.
- **Total Deliverable Expenditures (operational and employee salary/fringe):**
 - 2017-2018: \$2,779,749.81
 - 2016-2017: \$3,587,945.08
 - 2015-2016: \$3,691,019.43
- **Total deliverable expenditures as a percentage of total agency expenditures:**
 - 2017-2018: 0.06%
 - 2016-2017: 0.08%
 - 2015-2016: 0.09%
- **Units Provided:**
 - 2017-2018: --
 - 2016-2017: --
 - 2015-2016: --
- **Total employee equivalents required:**
 - 2017-2018: 24.67
 - 2016-2017: 22.91
 - 2015-2016: 23.33
- **Total collected from charging customers and non-state sources:**
 - 2017-18: \$5,500.00
 - 2016-17: \$0.00
 - 2015-16: \$0.00

Deliverable #91:
Implement Read
to Succeed
(Reading Plans,
Summer Reading
Camps, Literacy
Courses)

2014

Year the Read to Succeed Act
went into effect

32,413

Read to Succeed courses
taken since 2015

26,882

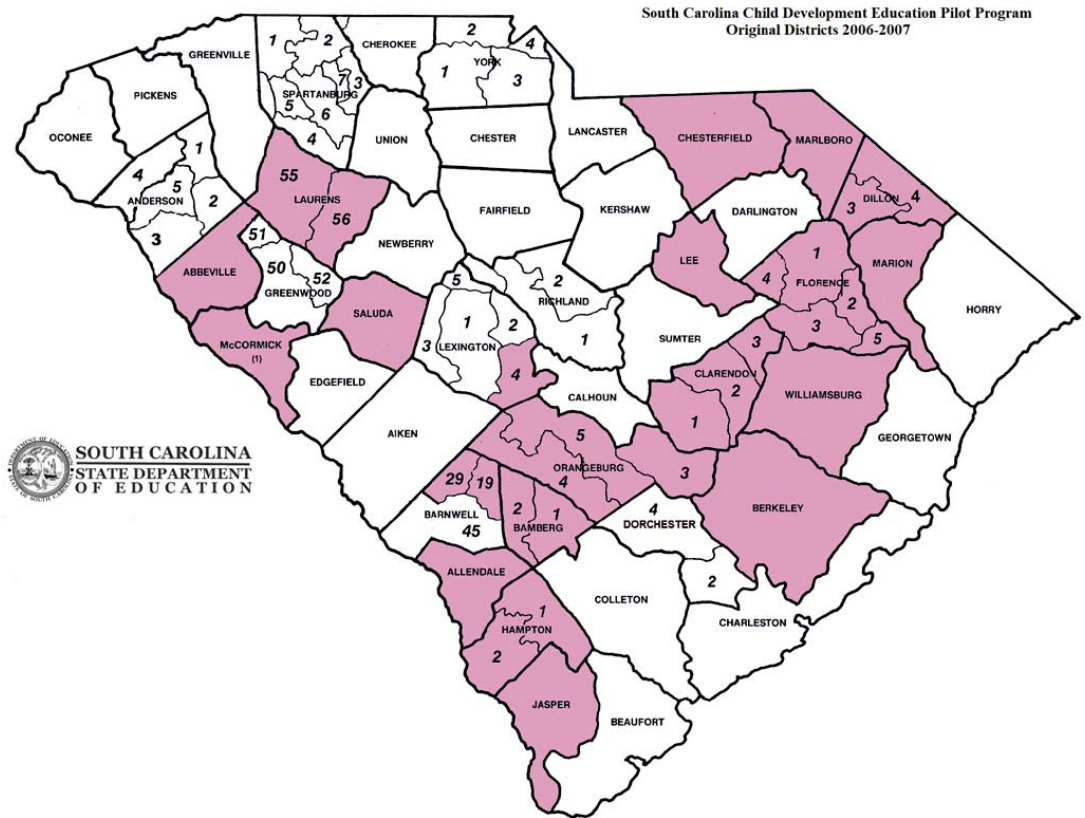
Students served in Summer
Reading Camps since 2015

Deliverable #92: Implement CERDEP and EIA 4K

- **Single Unit Description:** Monitor and implement CERDEP and EIA 4K in school districts.
- **Total Deliverable Expenditures (operational and employee salary/fringe):**
 - 2017-2018: \$553,468.66
 - 2016-2017: \$496,455.08
 - 2015-2016: \$449,506.65
- **Total deliverable expenditures as a percentage of total agency expenditures:**
 - 2017-2018: 0.01%
 - 2016-2017: 0.01%
 - 2015-2016: 0.01%
- **Units Provided:**
 - 2017-2018: 62 CERDEP districts
 - 2016-2017: 61 CERDEP districts
 - 2015-2016: 61 CERDEP districts
- **Total employee equivalents required:**
 - 2017-2018: 4.91
 - 2016-2017: 3.17
 - 2015-2016: 2.84
- **Total collected from charging customers and non-state sources:**
 - 2017-18: \$0.00
 - 2016-17: \$0.00
 - 2015-16: \$0.00

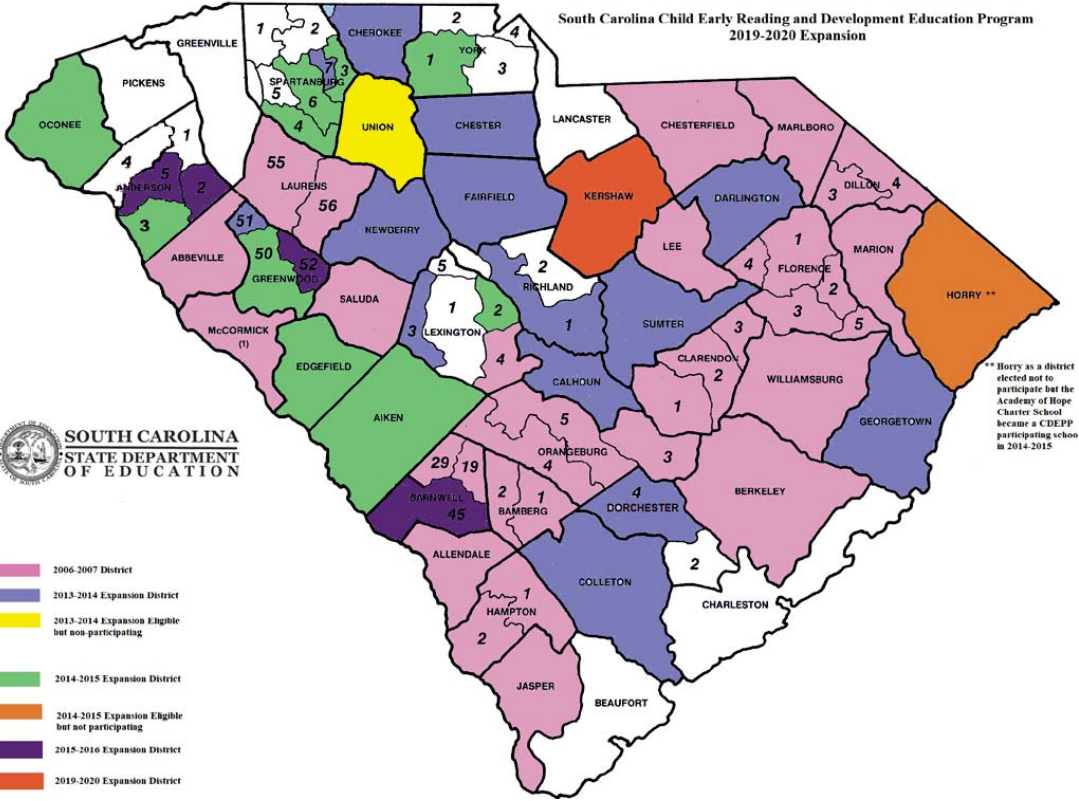
Deliverable #92:
Implement
CERDEP and EIA
4K

2006-07 CERDEP Districts



2019-20 CERDEP Districts

Deliverable #92:
Implement
CERDEP and EIA
4K



Deliverable #93: Professional Development and Technical Assistance

- **Single Unit Description:** Provide professional development and technical assistance to 4k educators and providers.
- **Total Deliverable Expenditures (operational and employee salary/fringe):**
 - 2017-2018: \$553,468.66
 - 2016-2017: \$496,455.08
 - 2015-2016: \$449,506.65
- **Total deliverable expenditures as a percentage of total agency expenditures:**
 - 2017-2018: 0.01%
 - 2016-2017: 0.01%
 - 2015-2016: 0.01%
- **Units Provided:**
 - 2017-2018: --
 - 2016-2017: --
 - 2015-2016: --
- **Total employee equivalents required:**
 - 2017-2018: 4.92
 - 2016-2017: 3.17
 - 2015-2016: 2.83
- **Total collected from charging customers and non-state sources:**
 - 2017-18: \$0.00
 - 2016-17: \$0.00
 - 2015-16: \$0.00

Deliverable #93:
Professional
Development and
Technical
Assistance

Over 7,000

Educators reached through Early Learning PLOs from 2015–16 to 2017–18

1,919

Literacy/reading coaches who received on-site support and professional development from Literacy Specialists from 2015–16 to 2017–18

50

Average number of statewide Early Learning and Literacy PLOs offered annually to SC educators

Deliverable #94: Early Learning and Literacy Reporting

- **Single Unit Description:** Create reports on district implementation of Early Learning and Literacy initiatives.
- **Total Deliverable Expenditures (operational and employee salary/fringe):**
 - 2017-2018: \$281,806.85
 - 2016-2017: \$274,068.26
 - 2015-2016: \$316,553.98
- **Total deliverable expenditures as a percentage of total agency expenditures:**
 - 2017-2018: 0.01%
 - 2016-2017: 0.01%
 - 2015-2016: 0.01%
- **Units Provided:**
 - 2017-2018: 8
 - 2016-2017: 8
 - 2015-2016: 7
- **Total employee equivalents required:**
 - 2017-2018: 2.50
 - 2016-2017: 1.75
 - 2015-2016: 2.00
- **Total collected from charging customers and non-state sources:**
 - 2017-18: \$0.00
 - 2016-17: \$0.00
 - 2015-16: \$0.00

Deliverable #94: Early Learning and Literacy Reporting



FY2017-18 & FY2018-19

STATE-FUNDED FULL-DAY 4K


Annual Report
With contributions from:
University of South Carolina, College of Education and RAND Corporation



PO Box 11867 | 502 Brown Building | Columbia SC 29211 | WWW.EOC.SC.GOV

STATE OF SOUTH CAROLINA
DEPARTMENT OF EDUCATION

MOLLY M. SPEARMAN
STATE SUPERINTENDENT OF EDUCATION
SECRETARY TO THE STATE BOARD OF EDUCATION



2018 Summer Reading Camp Report

Report to State Board of Education
Pursuant to Act 284

STATE OF SOUTH CAROLINA
DEPARTMENT OF EDUCATION

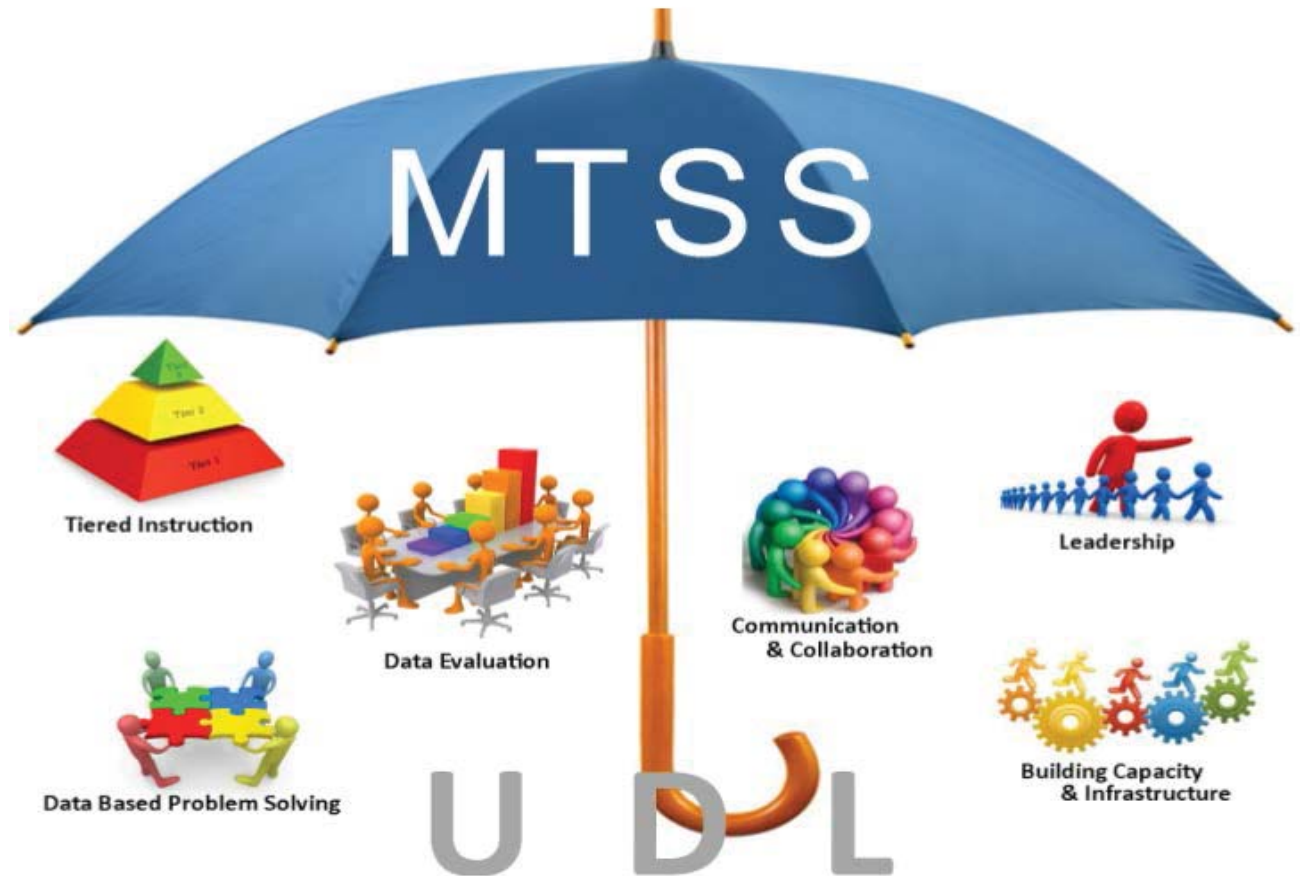
MOLLY M. SPEARMAN
STATE SUPERINTENDENT OF EDUCATION



South Carolina State Reading Plan
and Annual Proficiency Update
Report to the S.C. State Board of Education and General Assembly
Pursuant to Act 284

June 2019

Act 213: Multi-Tiered System of Supports (MTSS)





Office of Standards and Learning

Dr. Anne Pressley

Director

Molly M. Spearman – State Superintendent of Education

The Office of Standards and Learning supports the Profile of the South Carolina Graduate through the following:

- development and revision of South Carolina's Academic Standards;
- identification, development, and revision of resources that support statewide implementation of the South Carolina Academic Standards;
- providing professional learning opportunities to improve the capacity of teachers and districts in raising student achievement; and
- monitoring compliance with state statutes and regulations as appropriate.

Employee Turnover Rate

Start of Fiscal Year

2017-18: 20

2016-17: 15

2015-16: 20

End of Fiscal Year

2017-18: 18

2016-17: 20

2015-16: 15

During Fiscal Year

2017-18: 9

2016-17: 4

2015-16: 10

Turnover Rate

2017-18: 47.37%

2016-17: 22.86%

2015-16: 57.14%

Deliverable #97: Develop and revise South Carolina's Academic Standards

- **Single Unit Description:** An entire set of standards spanning grade levels K-12
- **Total Deliverable Expenditures (operational and employee salary/fringe):**
 - **2017-2018:** \$1,160,851.08
 - **2016-2017:** \$650,209.52
 - **2015-2016:** \$771,295.19
- **Total deliverable expenditures as a percentage of total agency expenditures:**
 - **2017-2018:** 0.02%
 - **2016-2017:** 0.01%
 - **2015-2016:** 0.02%
- **Units Provided:**
 - **2017-2018:** 5
 - **2016-2017:** 5
 - **2015-2016:** 4
- **Total employee equivalents required:**
 - **2017-2018:** 8
 - **2016-2017:** 7
 - **2015-2016:** 9

Deliverable #97: Intent

The standards must be reflective of the highest level of academic skills with the rigor necessary to improve the curriculum and instruction in South Carolina's schools so that students are encouraged to learn at unprecedented levels and must be reflective of the highest level of academic skills at each grade level. (Section 59-18-300).

The State Board of Education, in consultation with the Education Oversight Committee, shall provide for a cyclical review by academic area of the state standards and assessments to ensure that the standards and assessments are maintaining high expectations for learning and teaching. (Section 59-18-350).

Deliverable #98: Identify, develop and/or revise resources that support statewide implementation of the South Carolina Academic Standards.

- **Single Unit Description:** A scope and sequence for a content area in grades K-12 or a support document/implementation guide to support a K-12 set of standards
- **Total Deliverable Expenditures (operational and employee salary/fringe):**
 - **2017-2018:** \$1,160,851.08
 - **2016-2017:** \$650,209.52
 - **2015-2016:** \$771,295.19
- **Total deliverable expenditures as a percentage of total agency expenditures:**
 - **2017-2018:** 0.02%
 - **2016-2017:** 0.01%
 - **2015-2016:** 0.02%
- **Units Provided:**
 - **2017-2018:** 6
 - **2016-2017:** 8
 - **2015-2016:** 2
- **Total employee equivalents required:**
 - **2017-2018:** 11
 - **2016-2017:** 12
 - **2015-2016:** 6

Deliverable #98: Intent

The State Board of Education, in consultation with the Education Oversight Committee, shall provide for a cyclical review by academic area of the state standards and assessments to ensure that the standards and assessments are maintaining high expectations for learning and teaching. (Section 59-18-350).

Deliverable #99: Provide professional learning opportunities to improve the capacity of teachers and districts in raising student achievement

- **Single Unit Description:** Professional Learning Opportunity
- **Total Deliverable Expenditures (operational and employee salary/fringe):**
 - **2017-2018:** \$1,160,851.08
 - **2016-2017:** \$650,209.52
 - **2015-2016:** \$771,295.19
- **Total deliverable expenditures as a percentage of total agency expenditures:**
 - **2017-2018:** 0.02%
 - **2016-2017:** 0.01%
 - **2015-2016:** 0.02%
- **Units Provided:**
 - **2017-2018:** 41
 - **2016-2017:** 34
 - **2015-2016:** 9
- **Total employee equivalents required:**
 - **2017-2018:** 18
 - **2016-2017:** 20
 - **2015-2016:** 15

Deliverable #99: Intent

The State Department of Education shall develop an accountability system to ensure that identified professional development standards are effectively implemented. As part of this system the department shall provide information on the identified standards to all principals and other professional development leaders. Training for all school districts in how to design comprehensive professional development programs that are consistent with the standards also shall be a part of the implementation. A variety of staff development options that address effective teaching and assessment of state academic standards and workforce preparation skills shall be included in the information provided to principals and other professional development leaders to ensure high levels of student achievement. (Section 59-18-1930).

Deliverable #100: Monitor compliance with state statutes and regulations as appropriate.

There were no units provided, no cost, or the agency does not track the number of units provided and/or total cost.

Deliverable #100: Intent

The standards must be reflective of the highest level of academic skills with the rigor necessary to improve the curriculum and instruction in South Carolina's schools so that students are encouraged to learn at unprecedented levels and must be reflective of the highest level of academic skills at each grade level. (Section 59-18-300).



Office of Virtual Education

Bradley Mitchell

Director

Molly M. Spearman – State Superintendent of Education

The mission of the Office of Virtual Education is to develop and deliver standards-based, student-centered online and technology-based interactive instruction to expand educational opportunities for 21st century skills.

Intent

S.C. Code Ann 59-16-10

Ensure consistent high quality education for the students of South Carolina utilizing technology-delivered courses.

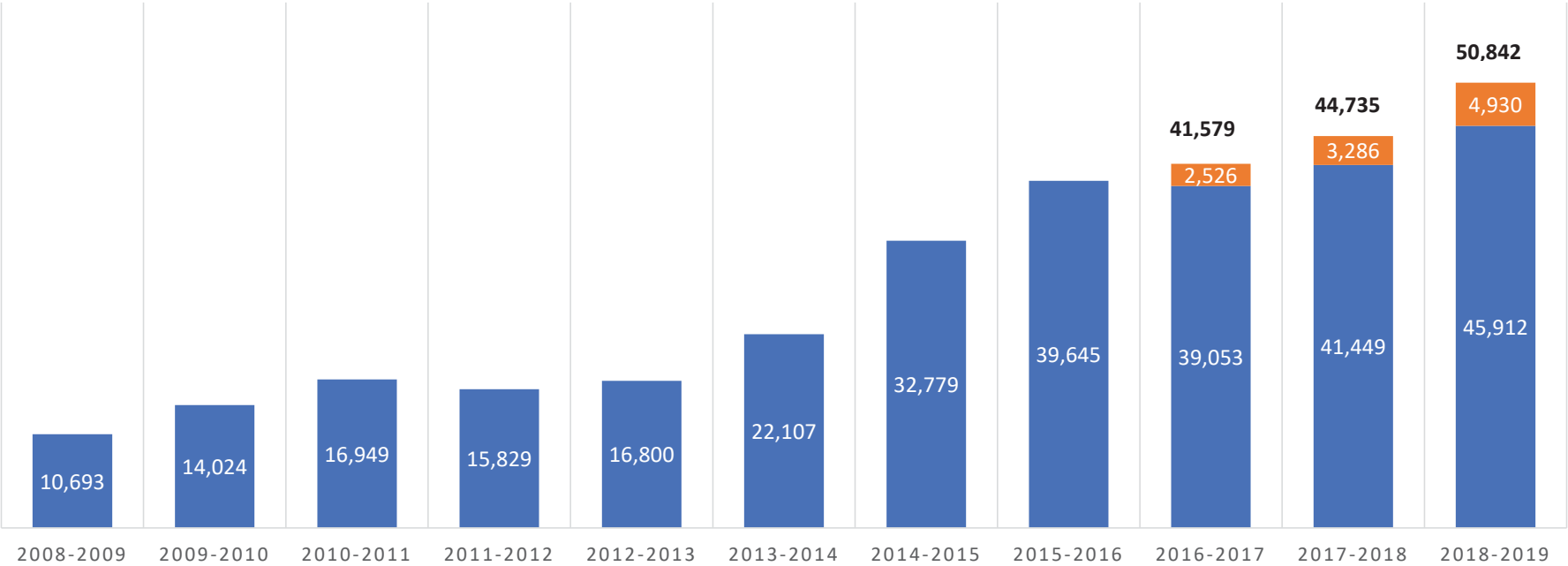
Employee Turnover Rate

Number of employees (all types) in the unit		
	Includes Temp	FTE Only
<u>Start of fiscal year</u>		
2017-18	230	75
2016-17	225	59
2015-16	150	55
<u>End of fiscal year</u>		
2017-18	224	71
2016-17	230	75
2015-16	225	59
<u>Leave the unit during fiscal year</u>		
2017-18	202	13
2016-17	172	4
2015-16	119	5
Turnover rate		
2017-18	88.99%	17.81%
2016-17	75.60%	5.97%
2015-16	63.47%	8.77%

Deliverable #1: Administer virtual k-12 coursework and instruction.

- **Single Unit Description:** A student enrolled in one course with the state virtual school program (VirtualSC).
- **Total Deliverable Expenditures (operational and employee salary/fringe):**
 - 2017-2018: \$6,700,028.96
 - 2016-2017: \$5,888,593.12
 - 2015-2016: \$4,836,565.60
- **Total deliverable expenditures as a percentage of total agency expenditures:**
 - 2017-2018: 0.14%
 - 2016-2017: 0.13%
 - 2015-2016: 0.12%
- **Units Provided:**
 - 2017-2018: 41,449
 - 2016-2017: 39,053
 - 2015-2016: 39,645
- **Total employee equivalents required:**
 - 2017-2018: 166.2
 - 2016-2017: 177.7
 - 2015-2016: 176.7
- **Total collected from charging customers and non-state sources:**
 - 2017-18: \$0
 - 2016-17: \$0
 - 2015-16: \$0

VirtualSC Historical Enrollments



Deliverable #102: Develop virtual coursework and instruction.

- **Single Unit Description:** Instructional resources/textbooks used and courses developed & maintained.
- **Total Deliverable Expenditures (operational and employee salary/fringe):**
 - 2017-2018: \$1,678,350.73
 - 2016-2017: \$2,190,446.27
 - 2015-2016: \$1,609,179.64
- **Total deliverable expenditures as a percentage of total agency expenditures:**
 - 2017-2018: 0.04%
 - 2016-2017: 0.05%
 - 2015-2016: 0.04%
- **Units Provided:**
 - 2017-2018: 196
 - 2016-2017: 165
 - 2015-2016: 157
- **Total employee equivalents required:**
 - 2017-2018: 13
 - 2016-2017: 11
 - 2015-2016: 8
- **Total collected from charging customers and non-state sources:**
 - 2017-18: \$0
 - 2016-17: \$0
 - 2015-16: \$0

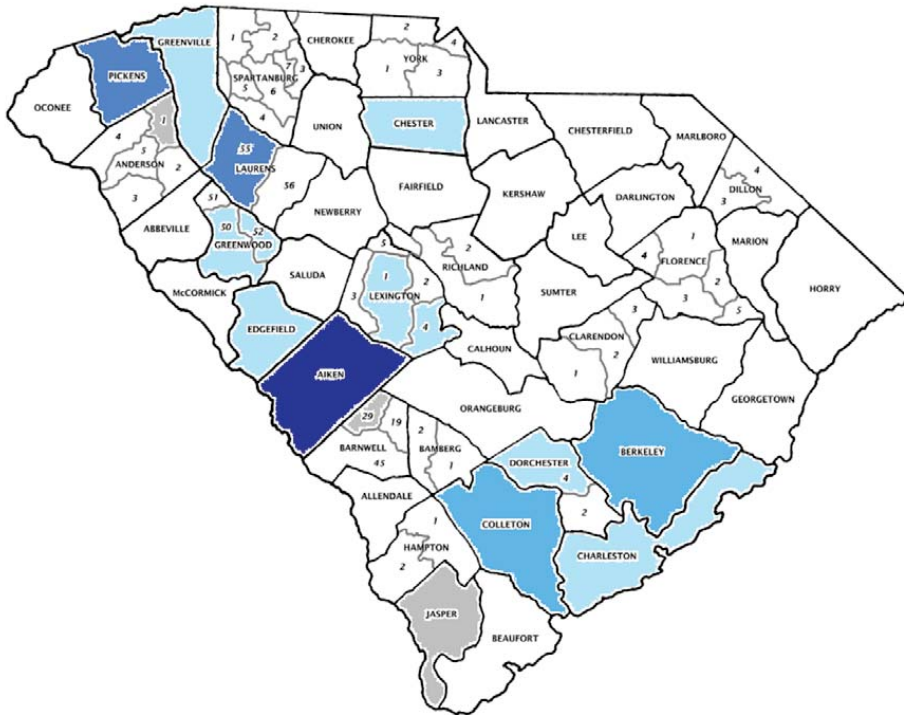
VirtualSC Course Development

- VirtualSC Course Highlights:
 - 84 diverse online courses in the course catalog
 - Advanced Placement, Honors, College Preparatory, and Credit Recovery offerings
 - Middle school courses: Exploring World Languages in SC, Introduction to Career Clusters
 - 4 courses have received Quality Matters certification
 - English 2 Honors, Geometry, Government, and Music Appreciation
 - New Courses for 2019
 - IT Fundamentals, Parenting Education, German 3 Honors, and French 3 Honors
 - Courses in Development for 2020
 - Discovering Computer Science, Fundamentals of Computing, Pre-Calculus Honors

Deliverable #103: Form partnerships to implement district-level virtual resources and programming.

- **Single Unit Description:** Partnerships formed with a school or district through the Franchise Program or Elementary Keyboarding Program.
- **Total Deliverable Expenditures (operational and employee salary/fringe):**
 - 2017-2018: \$533,206.00
 - 2016-2017: \$676,949.85
 - 2015-2016: \$356,532.57
- **Total deliverable expenditures as a percentage of total agency expenditures:**
 - 2017-2018: 0.01%
 - 2016-2017: 0.01%
 - 2015-2016: 0.01%
- **Units Provided:**
 - 2017-2018: 60
 - 2016-2017: 51
 - 2015-2016: 40
- **Total employee equivalents required:**
 - 2017-2018: 3.3
 - 2016-2017: 3.3
 - 2015-2016: 3.3
- **Total collected from charging customers and non-state sources:**
 - 2017-18: \$235,000
 - 2016-17: \$152,600
 - 2015-16: \$48,200

VirtualSC Franchise Programs



Other Franchise Programs:

SCDJJ
Pee Dee Math, Science & Technology
Academy

2019-2020 Info:

- 19 Franchise Programs

2018-19 Data:

- 5,633 Students Served
- 79% Successful Completion Rate

Deliverable #104: Provide online professional development for educators.

- **Single Unit Description:** Educators participating in one of the online professional development courses offered.
- **Total Deliverable Expenditures (operational and employee salary/fringe):**
 - 2017-2018: \$1,482,886.99
 - 2016-2017: \$1,558,489.18
 - 2015-2016: \$1,152,294.48
- **Total deliverable expenditures as a percentage of total agency expenditures:**
 - 2017-2018: 0.03%
 - 2016-2017: 0.03%
 - 2015-2016: 0.03%
- **Units Provided:**
 - 2017-2018: 11,108
 - 2016-2017: 10,836
 - 2015-2016: 5,015
- **Total employee equivalents required:**
 - 2017-2018: 41.50
 - 2016-2017: 38
 - 2015-2016: 37
- **Total collected from charging customers and non-state sources:**
 - 2017-18: \$927,623.03
 - 2016-17: \$946,696.32
 - 2015-16: \$288,365.00